

APPLICATION INSTRUCTIONS

Sandstone, limestone, concrete

highly absorbent materials

Finalit 
Stone & Ceramic Care

Step 1: Basic Cleaning

Finalit No. 9 Lime and Cement Bloom Remover

1 L for up to 30 m², depending on the degree of soiling

Application video



Dilute up to 1:10 with water



Rub in



After approx. 15 min. rinse thoroughly with water

Step 2: Neutralisation

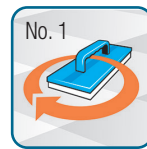
Finalit No. 1 Intensive Cleaner

1 L for up to 60 m²

Application video



Dilute up to 1:20 with water



Rub in



After approx. 15 min. rinse thoroughly with water



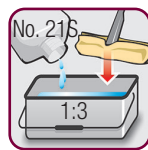
Allow cleaned surface to dry

Step 3: Pretreatment

Finalit No. 21S Pores Filler / Pretreatment with basic protection

1 L for up to 20 m², depending on the absorbency of the material

Application video



Dilute up to 1:3 with water



Apply 1-2 times



Remove excess product immediately

Step 4: Protection

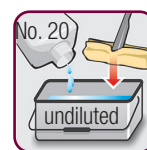
Finalit No. 20 Hot Impregnation / Long-term protection

1 L for up to 30 m², depending on the absorbency of the material

Application video



Heat No. 20 in a water bath to 50-70°C



Pour into container and use undiluted



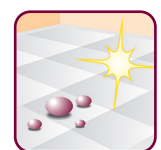
Apply 1-2 times, depending on the absorbency



Remove excess product immediately



Let dry for approx. 1 hour



Long-term protection

Alternative: Finalit No. 25 Premium-Cool Impregnation